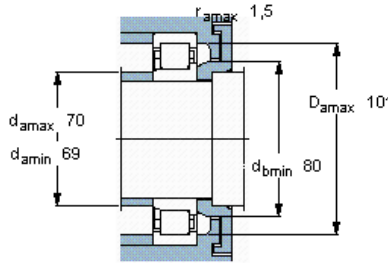
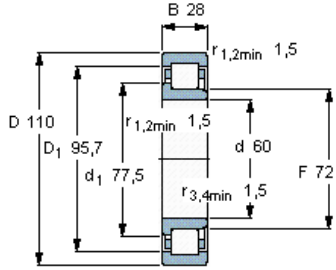
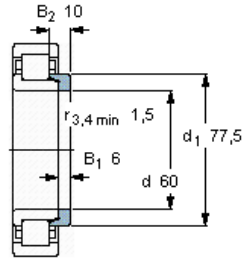


Cylindrical roller bearings, single row

| Principal dimensions |     |    | Basic load ratings |              | Designation                   | Angle ring  |
|----------------------|-----|----|--------------------|--------------|-------------------------------|-------------|
| d                    | D   | B  | dynamic<br>C       | static<br>C0 | <b>* SKF Explorer bearing</b> | Designation |
| mm                   |     |    | kN                 |              | -                             | -           |
| <b>60</b>            | 110 | 28 | 146                | 153          | NJ 2212 ECP *                 | HJ 212 EC   |



**Calculation factors**  
 $k_r$  0,2  
 $e$  0,3     $\gamma$  0,4



HJ 212 EC  
 Mass kg 0,1